

Request solar power plant 1/3

Construction project name _____

1) Sender

Company: _____ Street/No.: _____
Name: _____ Zip code/Town: _____
Phone: _____ E-Mail: _____
Date: _____

2) Project data

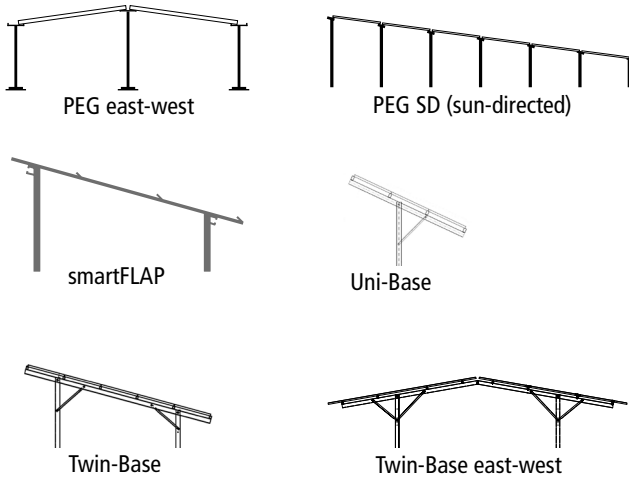
Coordinates (optional): _____ (Example: 54.382, -7.020)
Street, No.: _____
Zip code, town, country: _____
Projekt-size (MWp): _____ Snow load zone _____
Height above sea level: _____ Wind zone _____
Starting date of building the photovoltaic power plant: _____

Features / Notes:

Request solar power plant 2/3

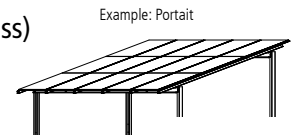
3) Information about the plant

Type of the plant:



Type of installation of the modules:

- Landscape (horizontal, across)
- Portrait (vertical, upright)

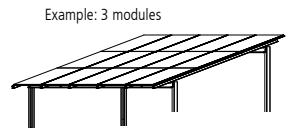


- PEG E-W must be landscape except FirstSolar Series 6 modules
- PEG SD must be landscape
- smartFLAP must be portrait

Number of the modules on top of each other:

(leave blank for PEG E-W)

- 2 modules
- 3 modules
- 4 modules
- 5 modules
- 6 modules



Construction

Fixed-tilt (Twin-Base, Uni-Base, smartFLAP):

- Rammed
- Concreted
- Special construction

PEG:

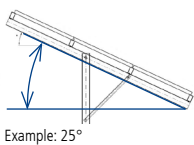
- Rod
- Anchor rod

Available configurations:

	Landscape	Portrait
PEG SD	6	-
smartFLAP	-	3
Twin-Base	4, 5 or 6	3 or 4
Twin-Base E-W	3 or 4	2 or 3
Uni-Base	3	2

Mounting angle:

- 8°
- 10°
- 15°
- 20°
- 25°



Available configurations:

- PEG EW: 8°
- PEG SD: 8°
- smartFLAP: 8°, 15° or 20°
- Twin-Base: 10°, 15° or 20°
- Twin-Base E-W: 10°
- Uni-Base: 10°, 15°, 20° or 25°
- Uni-Base TS: 20° or 25°

Soil expertise etc.

If available, please attach/send

(if no information on soil conditions is available, the structural engineer will assume ideal soil conditions)

Module layout plan

If available, please attach/send

(if possible, please send as DWG-file)

Junction box mounting:

(additional information required)

- No
- Yes

Cable channel:

(additional information required)

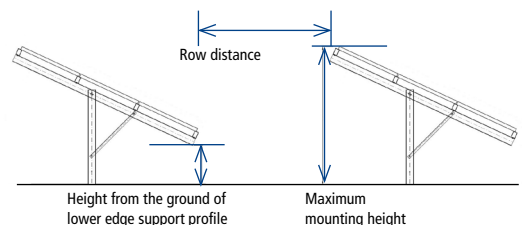
- No
- Yes

Row distance: _____ m

Max. mounting height*: _____ m

Height from the ground of lower edge support profile*: _____ m

*: Please note: the mounting angle depends on these values!



Request solar power plant 3/3

4) Information about the PV module

If it is known, please attach the module data sheet!

Module type _____

Module length _____ mm

Module width _____ mm

Module power _____ W

Module thickness/ frame height _____ mm

Module weight _____ kg

5) Information about the delivery

Delivery: FCA factory / Collection by customer
CIF via sea freight _____
DAP _____



Delivery Address (for CIF or DAP)

Recipient (first & last name): _____

Street name + house number: _____

Post code + town / harbour: _____

Country: _____

DC Cabling

In addition to the substructures, Jurchen Technology also produces the matching high-quality DC cable harnesses.

Please send me infos about DC cabling



Project manager (or applicant) : _____

Deadline: _____